

Bayou City Collegiate Classic


Golfcrest C.C. Pearland TX

Tournament Dates: 04/05 - 04/06, 2021


Par: 72 72 72 **Daily Low Round**
 Yardage: 7184 7184 7184 **Daily Leader Both**

Fin	Team	Round: 1	Round: 2	Round: 3	Total
1	Sam Houston State	280	276	279	835 -29
2	Florida Atlantic U.	282	278	287	847 -17
T 3	Houston	285	277	289	851 -13
T 3	Louisiana	279	285	287	851 -13
5	UTSA	280	294	280	854 -10
6	Abilene Christian U.	288	297	280	865 +1
7	Arkansas State U.	281	296	289	866 +2
8	North Texas, U. of	287	295	286	868 +4
9	Rice University	284	297	292	873 +9
10	Texas State University	289	296	290	875 +11
11	UTEP	290	296	292	878 +14
12	South Alabama, U. of	296	294	292	882 +18
13	Lamar University	294	294	295	883 +19
14	McNeese State Univ.	299	300	287	886 +22
15	New Mexico State U.	295	303	290	888 +24
16	Nicholls	300	315	301	916 +52
17	Houston Baptist Univ	306	314	312	932 +68


Fin	Name	School	Round: 1	Round: 2	Round: 3	Total
1	Paul Chaplet	SHSU	69	70	63	202 -14
T 2	Sully Zagerman	FAU	73	66	69	208 -8
T 2	William Holcomb	SHSU	69	67	72	208 -8
T 4	Enrique Dimayuga	FAU	66	70	73	209 -7
T 4	Luis Carrera	SHSU	72	69	68	209 -7
6	Jack Hearn	McNeese St	71	68	71	210 -6
T 7	Jack Diamond	Rice	73	69	69	211 -5
T 7	Peter Hinnant	LA-Lafayet	68	69	74	211 -5
T 9	Alexander Frances	Houston	70	72	70	212 -4

Golfstat  Tournament Results: Bayou City Collegiate Classic

Fin	Name	School	Round: 1	Round: 2	Round: 3	Total	
T 9	Francisco Osio	Abilene Ch	72	71	69	212	-4
T 11	Charlie Flynn	LA-Lafayet	69	74	70	213	-3
T 11	Cole Donielson	UTEP	71	72	70	213	-3
T 11	Jacob LeCroy	So Alabama	73	71	69	213	-3
T 11	Luke Long	Houston	71	66	76	213	-3
T 11	Pedro Marin	Lamar	70	68	75	213	-3
T 16	Andrew Gibson	Houston	75	73	66	214	-2
T 16	Christian Fanfelle	UTSA	71	75	68	214	-2
T 16	Hudson Dubinski	LA-Lafayet	74	69	71	214	-2
T 16	Hunter Bott	UTSA	69	74	71	214	-2
T 16	Jake Benson	Rice	69	71	74	214	-2
T 16	Vicente Marzilio	N. Texas	74	70	70	214	-2
T 22	Aidan Thomas	NM State	69	73	73	215	-1
T 22	Brian Choe	Abilene Ch	72	74	69	215	-1
T 22	Collin Clark	UTSA	70	74	71	215	-1
T 22	Matt Cole	Houston	75	69	71	215	-1
T 22	Max Sturdza	FAU	70	72	73	215	-1
T 27	Austyn Reily	Houston	71	73	72	216	E
T 27	Bjorn Gudjonsson	LA-Lafayet	69	75	72	216	E
T 27	Chad Sewell	UTSA	70	76	70	216	E
T 27	Grayson Blunt	SHSU	70	70	76	216	E
T 27	Harrison Hineline	Rice	66	74	76	216	E
T 27	Luka Naglic	Ark. St.	73	72	71	216	E
T 27	Zan Luka Stirn	Ark. St.	71	73	72	216	E
T 34	Cooper New	HBU	70	73	74	217	+1
T 34	Kasper Nyland	TX State	73	73	71	217	+1
T 34	Michael Rome	UTSA	74	71	72	217	+1
T 37	Diego Prone	N. Texas	70	77	71	218	+2
T 37	Greg Yellin	UTEP	70	75	73	218	+2
T 37	Hugo Hellman	Lamar	71	73	74	218	+2
T 37	Logan Young	Houston	74	71	73	218	+2
T 41	Alex Clouse	Abilene Ch	73	75	71	219	+3
T 41	Alex Maguire	FAU	74	70	75	219	+3
T 41	Braxton Watkins	Houston	73	70	76	219	+3
T 41	Evan White	TX State	70	74	75	219	+3

Golfstat  **Tournament Results: Bayou City Collegiate Classic**

Fin	Name	School	Round: 1	Round: 2	Round: 3	Total
T 41	Julien Sale	Ark. St.	68	79	72	219 +3
T 41	Lenny Bergsson	N. Texas	70	73	76	219 +3
T 41	Logan Lockwood	TX State	72	75	72	219 +3
T 48	Hanseung Chang	Houston	76	70	74	220 +4
T 48	Nils Dobrunz	FAU	73	75	72	220 +4
T 48	Thomas Bockholt	Rice	73	76	71	220 +4
T 48	Trip Morris	Houston	71	75	74	220 +4
T 48	Zane Heusel	Abilene Ch	71	77	72	220 +4
T 53	Jack Madden	Ark. St.	70	75	76	221 +5
T 53	Jake Marler	LA-Lafayet	74	70	77	221 +5
T 55	Adam Thorp	Ark. St.	72	76	74	222 +6
T 55	Carl Hardin	Lamar	74	79	69	222 +6
T 55	Hunter Hammett	LA-Lafayet	73	73	76	222 +6
T 55	Jordan Plunkett	So Alabama	75	74	73	222 +6
T 59	Fabian Sunden	TX State	74	74	75	223 +7
T 59	Greg Holmes	UTEP	76	74	73	223 +7
T 59	Nikhil Gopal	N. Texas	73	75	75	223 +7
T 59	Trace Martin	TX State	75	76	72	223 +7
T 59	Viktor Forslund	N. Texas	74	72	77	223 +7
T 64	Garrison Smith	NM State	73	77	74	224 +8
T 64	Jake Leatherwood	McNeese St	74	78	72	224 +8
T 66	Reid Giardina	McNeese St	77	76	72	225 +9
T 66	Rodri Martin Miranda	Rice	76	76	73	225 +9
T 68	Alvaro Morales	NM State	79	76	71	226 +10
T 68	Ryan O'Neil	Nicholls	73	76	77	226 +10
T 68	Sean Wilcox	N. Texas	79	77	70	226 +10
T 71	Marcelo Trevino	HBU	72	78	77	227 +11
T 71	Martin Trochu	Nicholls	74	80	73	227 +11
T 71	Mauricio Figueroa	NM State	78	77	72	227 +11
T 71	Scott Resicgno	NM State	70	79	78	227 +11
T 75	Mathias Lorentzen	So Alabama	79	71	78	228 +12
T 75	Rishi Kejriwal	Rice	78	76	74	228 +12
T 75	Steven Strasheim	NM State	75	79	74	228 +12
T 78	Austin Escamilla	Rice	73	79	77	229 +13
T 78	Eli Mitchell	So Alabama	71	78	80	229 +13

Golfstat  **Tournament Results: Bayou City Collegiate Classic**

Fin	Name	School	Round: 1	Round: 2	Round: 3	Total
T 78	Jack Randle	SHSU	74	76	79	229 +13
T 78	Jacob Presutti	UTEP	74	79	76	229 +13
T 78	Yannick Schuetz	So Alabama	77	80	72	229 +13
T 83	Danny Daniels	UTEP	75	75	81	231 +15
T 83	Jake Bay	Abilene Ch	76	84	71	231 +15
T 85	Dino Capazario	Lamar	81	74	77	232 +16
T 85	Liam Bryden	Nicholls	77	80	75	232 +16
T 85	Theo Berger	McNeese St	82	78	72	232 +16
T 85	Ting-Wei Hsieh	SHSU	77	74	81	232 +16
T 89	Forrest Park	Rice	76	78	79	233 +17
T 89	Trey Meadows	McNeese St	77	81	75	233 +17
91	Nikolai Schaffrath	Lamar	79	79	77	235 +19
92	Victor LeGal	Nicholls	84	79	76	239 +23
T 93	Mickael Najmark	Nicholls	76	81	85	242 +26
T 93	Oliver Dickman	HBU	78	82	82	242 +26
95	Mathew Chairuangdej	HBU	88	81	79	248 +32
DNF	Mason Ghidina	HBU	86	-	-	

Round: 1 Round: 2 Round: 3 Total

TEAM STATISTICS:

Average Score:	289.12	294.53	289.88	291.18
Rounds Below Par:	8	4	7	19
Rounds Even Par:	1	0	0	1
Rounds Above Par:	8	13	10	31

PLAYER STATISTICS:

Average Score:	73.43	74.35	73.45	73.74
Rounds Below Par:	34	24	28	86
Rounds Even Par:	6	5	15	26
Rounds Above Par:	56	66	52	174